




Brakes

BD Drum Brakes

CD Disc Brakes

For maximum brake torque 19.000Nm



Description Operating Condition and Selection

Applications

- Brake for lifting service
- Brake for translater service
- Safety brake
- Emergency brake

Technical Features

- Welded steel frame in according to DIN 15435 (drum brakes) zinc coated steel frame (disc brake)
- Epoxy resin painting (2 coatings) with RAL 5010 final color
- Manganese phosphated pins (drum brakes), stainless steel pins (disc brakes)
- Light alloy drums with asbestos free glued braking pads (drum brakes)
- Friction coefficient $\mu=0,42$
- Asbestos free lining pads,glued to easy-to-replace plates (disc brakes)
- Braking torque scale indicator
- Protection grade IP 56

Operation

- WC Drum and disc brake are negative
- The braking force is obtained by means of a spring that, through a suitable system of levers,transmits its amplified action to the braking pads
- An electrohydraulic or pneumatic thruster makes an opposite force to the spring, causing the pads open, therefore the brake to release
- The braking force of the linings against the drum can be modulated by adjusting the spring
- Braking torque changes depending on braking force modulation

Thruster Types

- WC Electrohydraulic WESTCAR (standard)
- ET Electrohydraulic ELTMA
- ED Electrohydraulic ELDRO
- Pneumatic



Tab A

Model BD	Thruster Maximum Brake Torque (Nm)						
	WC 22/50	WC 30/50	WC 60/50	WC 75/50	WC 80/60	WC 200/60	WC 300/60
160	120	-	-	-	-	-	-
200	160	240	-	-	-	-	-
250	210	320	500	-	-	-	-
315	250	350	700	1.000	1.400	-	-
400	-	500	870	1.250	2.100	-	-
500	-	-	1.100	1.600	2.700	4.400	-
630	-	-	-	-	3.270	5.400	7.800

Abbreviation of Drum and Disc brakes

- RG Automatic wear compensation device
- FCU Maximum wear indicator
- FCA Open brake indicator
- LSM Manual disengagement lever
- SV Adjustable delay value
- Protection grade IP65
- Stainless steel pins instead of phosphated pins (drum brakes)
- Braking drums 50%wider (drum brakes)

Brake Selection Data

- Type of application
- Stop for hour
- Required voltage (standard 230/400V, 50 Hz)
- Required Optionals
- Drum diameter and width (drum brakes)
- Disc diameter. Standard disc thickness is 30mm
- Air pressure supply (in case of pneumatic actuator)

Drum brakes only

- L special large drums
- INOX stainless steel pins

Disc brakes only

- DX right hand execution
- DS left hand execution

Quick Selection Tables

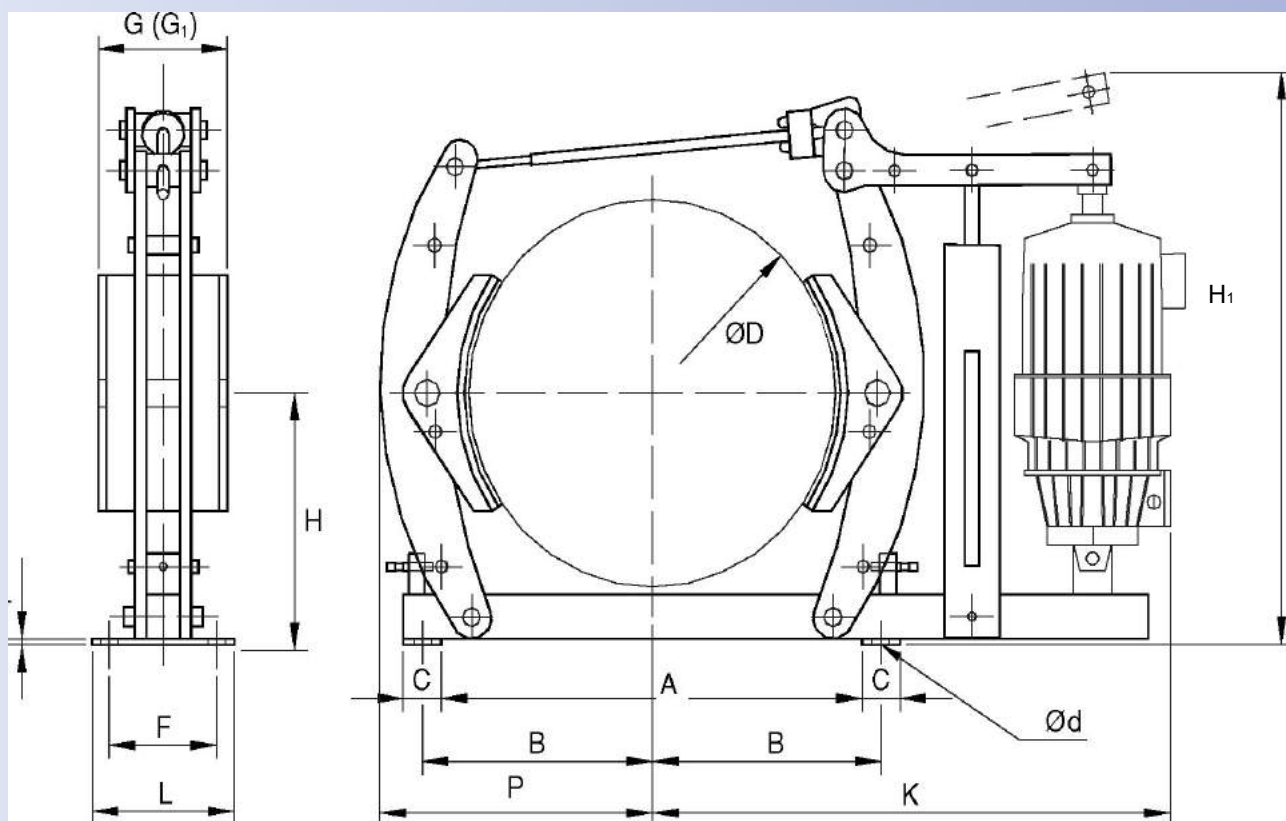
- Tab A Drum Brake
- Tab B Disc Brake



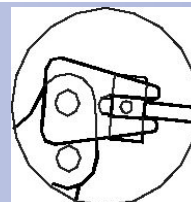
Tab B

Model CD	Disc Brake ϕ (mm)	Thruster Maximum Brake Torque (Nm)					
		WC 22/50	WC 30/50	WC 60/50	WC 80/60	WC 200/60	WC 300/60
DS 0	250	195	265	-	-	-	-
	315	250	340	-	-	-	-
	400	330	450	-	-	-	-
	450	380	520	-	-	-	-
	500	430	530	-	-	-	-
DS 1	355	290	435	870	-	-	-
	400	340	490	980	-	-	-
	450	390	530	1.060	-	-	-
	500	440	575	1.150	-	-	-
DS 2	450	-	-	1.350	2.700	4.500	-
	500	-	-	1.500	3.000	5.000	-
	560	-	-	1.700	3.400	5.700	-
	630	-	-	1.850	3.700	6.200	-
	710	-	-	2.100	4.200	7.000	-
DS 3	630	-	-	-	3.900	6.500	9.750
	710	-	-	-	4.410	7.350	11.000
	800	-	-	-	5.050	8.500	12.750
	1000	-	-	-	6.300	10.500	15.750
	1250	-	-	-	7.700	12.800	19.000

Drum Brakes BD Series - Dimensions

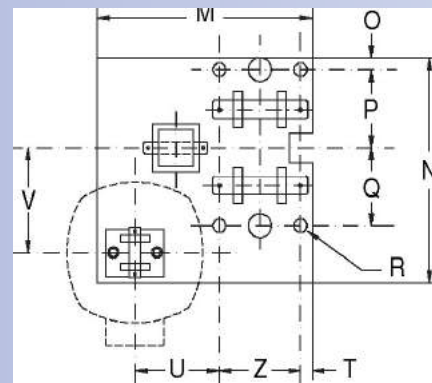
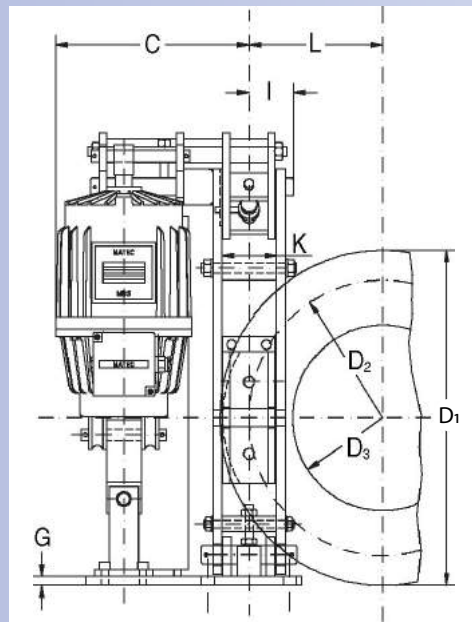
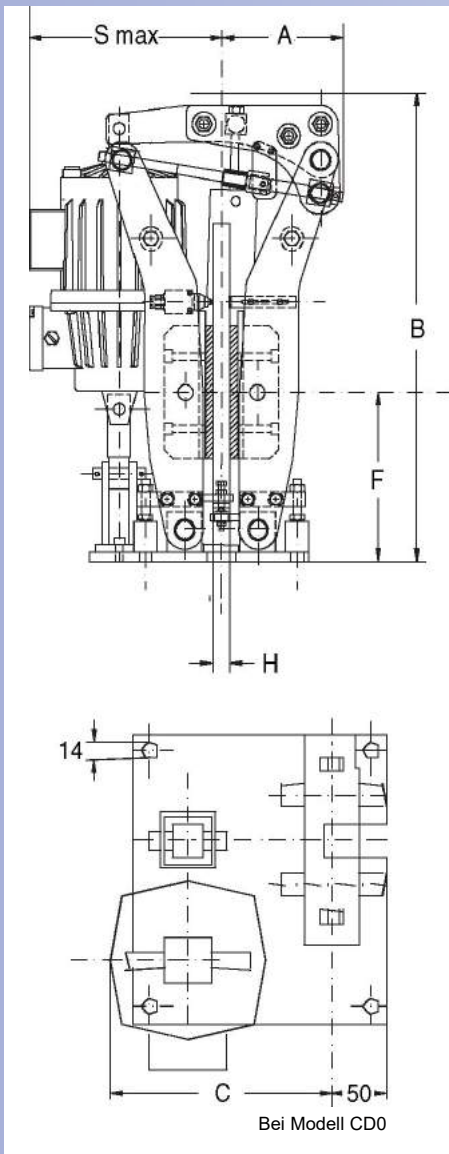


Automatic Wear Compensation Device



Model BD	Thrustor WC	Dimensions (mm)															Brake Weight (kg)	Total Weight (kg)
		D	A	B	C	N°	d		G	G _i	H _i max.	H	K	L	P	T		
							∅	F										
160	22/50	160	200	120	40	4	12	50	55		130	376	362	80	140	10	9	16
200	22/50	200	250	145			14	55	70		105		160	471	443		92	165
200	30/50						250	310	180	50	65	90	135	190	517	453	110	207
250	22/50	315	380	220												18		
315	30/50				400		480	270	60	22	100	140	210	280	600		541	150
400	60/50	500	586	325												60	22	
500	75/50				630		700	400	100	27	170	225	335	420	888			574
630	80/60.2	630	700	400												100	27	170
630	30/50				630		700	400	100	27	170	225	335	420	888			
630	60/50	630	700	400												100	27	170
630	75/50				630		700	400	100	27	170	225	335	420	888			
630	80/60.2	630	700	400												100	27	170
630	200/60				630	700	400	100	27	170	225	335	420	888	723			
630	80/60.2	630	700	400											100	27	170	225
630	300/60				630	700	400	100	27	170	225	335	420	888				
630	300/60	630	700	400											100	27	170	225
630	300/60				630	700	400	100	27	170	225	335	420	888				
630	300/60	630	700	400											100	27	170	225
630	300/60				630	700	400	100	27	170	225	335	420	888				

Disc Brakes CD Series - Dimensions



Model CD	Disc			
	D ₁	D ₂	D ₃	L
0	250	200	110	98
	315	260	170	130
	400	345	255	173
	450	395	305	197
	500	445	355	222
1	355	275	160	138
	400	320	205	160
	450	370	255	185
	500	420	305	210
2	450	350	200	175
	500	400	250	200
	560	460	310	230
	630	530	380	265
	710	610	460	305
3	630	500	310	250
	710	580	390	290
	800	670	480	335
	1.000	870	680	435
	1.250	1.120	930	560

Right hand brake with option RG-FCU-LSM as drawn.

Left handling on request.

All data subject to change without notice.

Model CD	Thrustor WC	Dimensions (mm)																			
		A	B max.	C	F	G	H	I	K	M	N	O	P	Q	R		S max.	T	U	V	Z
0	22/50	123	487	201	160	12	20	50	-	230	260	15	-	-	N°	14	216	-	-	-	-
	30/50			214													241				
1	22/50	190	650	221	230	15	-	-	-	300	300	20	80	180	4	18	246	20	90	140	120
	30/50			234													268				
	60/50			346													276				
2	60/50	210	800	316	280	-	30	75	90	370	375	20	130	130	-	22	311	-	145	175	140
	80/60			332													330				
	200/60			352													341				
3	80/60	235	1.050	352	370	20	-	95	120	410	460	20	180	180	-	27	350	30	155	187	160
	200/60			372													361				
	300/60																				



esco antriebstechnik gmbh · Biberweg 10 · D-53842 Troisdorf

Tel. (0 22 41) 48 07 - 0 · Fax. (0 22 41) 48 07 - 10

E-Mail: info@esco-antriebstechnik.de · Internet: www.esco-antriebstechnik.de